























































BD Breast Tissue Markers

Ordering Information

Catalog Number	Use With	Gauge	Material	Shape	Ultrasound Enhancements	Specifications*
UltraCor™ Breast Tissue Marker						
UCTC17GSS	Independently or through a coaxial	17G	316L Stainless Steel	Spring 	N/A	10 cm rigid needle contains one radiopaque marker in center position and 2 PEG plugs in the distal and proximal positions.
UltraCor™ Twirl™ Breast Tissue Marker						
UCTW17	Independently or through a coaxial	17G	Nitinol	Ring 	N/A	10 cm rigid needle contains one radiopaque marker.
UltraClip™ Breast Tissue Markers						
861017	Independently or through a coaxial	17G	Titanium	Ribbon 	N/A	10 cm rigid needle contains one radiopaque marker.
861217		17G	Titanium	Ribbon 	N/A	12 cm rigid needle contains one radiopaque marker.
862017		17G	Inconel™ 625	Wing 	N/A	10 cm rigid needle contains one radiopaque marker.
863017		17G	Titanium	Ribbon 	Yes	10 cm rigid needle contains one radiopaque marker with interwoven PVA polymer.
864017		17G	BioDur™ 108	Coil 	N/A	10 cm rigid needle contains one radiopaque marker.
865017		17G	Titanium	Ribbon 	N/A	MRI compatible 10 cm rigid needle contains one radiopaque marker.
865517		17G	Titanium	Ribbon 	N/A	MRI compatible 15 cm rigid needle contains one radiopaque marker.
UltraClip™ Dual Trigger Breast Tissue Markers						
862017D	Independently or through a coaxial	17G	Inconel™ 625	Wing 	Yes	10 cm rigid needle contains one radiopaque marker with interwoven PVA polymer.
862017DL		17G	Inconel™ 625	Wing 	Yes	12 cm rigid needle contains one radiopaque marker with interwoven PVA polymer.
863017D		17G	Titanium	Ribbon 	Yes	10 cm rigid needle contains one radiopaque marker with interwoven PVA polymer.
863017DL		17G	Titanium	Ribbon 	Yes	12 cm rigid needle contains one radiopaque marker with interwoven PVA polymer.
864017D		17G	BioDur™ 108	Coil 	Yes	10 cm rigid needle contains one radiopaque marker with interwoven PVA polymer.
864017DL		17G	BioDur™ 108	Coil 	Yes	12 cm rigid needle contains one radiopaque marker with interwoven PVA polymer.
866017D		17G	Titanium	Heart 	Yes	10 cm rigid needle contains one radiopaque marker with interwoven PVA polymer.
867017D		17G	BioDur™ 108	Venus 	Yes	10 cm rigid needle contains one radiopaque marker with interwoven PVA polymer.
Gel Mark UltraCor™ Breast Tissue Markers						
GMUTC005SS	Independently or through a coaxial	14G	316L Stainless Steel	Omega 	Yes, 4-6 weeks	10 cm rigid needle contains 4 PLA/PGA pellets and one radiopaque marker in distal position.
GMUTC005T		14G	Titanium	S 	Yes, 4-6 weeks	10 cm rigid needle contains 4 PLA/PGA pellets and one radiopaque marker in distal position.
Gel Mark Ultra™ Breast Tissue Markers						
GMUEC10GSS	EnCor™ Probe	10G	316L Stainless Steel	Omega 	Yes, 4-6 weeks	Applicator with side deployment contains 10 PLA/PGA pellets and one radiopaque marker located in the center position.
GMUEC7GSS	EnCor™ Probe	7G	316L Stainless Steel	Omega 	Yes, 4-6 weeks	Applicator with side deployment contains 10 PLA/PGA pellets and one radiopaque marker located in the center position.
SenoMark™ UltraCor™ Breast Tissue Markers						
SMUC10R	Independently or through a coaxial	14G	Titanium	Ribbon 	Yes	10 cm rigid needle contains one PGA microfiber pad with one radiopaque marker, interwoven with PVA polymer, located in the center position.
SMUC10C		14G	BioDur™ 108	Coil 	Yes	10 cm rigid needle contains one PGA microfiber pad with one radiopaque marker, interwoven with PVA polymer, located in the center position.
SMUC10H		14G	Titanium	Heart 	Yes	10 cm rigid needle contains one PGA microfiber pad with one radiopaque marker, interwoven with PVA polymer, located in the center position.
SMUC10V		14G	BioDur™ 108	Venus 	Yes	10 cm rigid needle contains one PGA microfiber pad with one radiopaque marker, interwoven with PVA polymer, located in the center position.
SMUC13R	Independently or with EnCor™ coaxial, EnCor™ MRI coaxial and Eviva™ coaxial with Adapters	14G	Titanium	Ribbon 	Yes	13 cm rigid needle contains 3 PGA microfiber pads with one radiopaque marker, interwoven with PVA polymer, located in the center position.
SMUC13C		14G	BioDur™ 108	Coil 	Yes	13 cm rigid needle contains 3 PGA microfiber pads with one radiopaque marker, interwoven with PVA polymer, located in the center position.
SMUC13H		14G	Titanium	Heart 	Yes	13 cm rigid needle contains 3 PGA microfiber pads with one radiopaque marker, interwoven with PVA polymer, located in the center position.
SMUC13V		14G	BioDur™ 108	Venus 	Yes	13 cm rigid needle contains 3 PGA microfiber pads with one radiopaque marker, interwoven with PVA polymer, located in the center position.
SenoMark™ Ultra Breast Tissue Markers						
SMEC7R	EnCor™ Probe	7G	Titanium	Ribbon 	Yes	Applicator with side deployment contains 3 PGA microfiber pads with one radiopaque marker, interwoven with PVA polymer, located in the center position.
SMEC7C	EnCor™ Probe	7G	BioDur™ 108	Coil 	Yes	Applicator with side deployment contains 3 PGA microfiber pads with one radiopaque marker, interwoven with PVA polymer, located in the center position.
SMEC10R	EnCor™ Probe	10G	Titanium	Ribbon 	Yes	Applicator with side deployment contains 3 PGA microfiber pads with one radiopaque marker, interwoven with PVA polymer, located in the center position.
SMEC10C	EnCor™ Probe	10G	BioDur™ 108	Coil 	Yes	Applicator with side deployment contains 3 PGA microfiber pads with one radiopaque marker, interwoven with PVA polymer, located in the center position.
SMEC12R	EnCor™ Probe	12G	Titanium	Ribbon 	Yes	Applicator with side deployment contains 3 PGA microfiber pads with one radiopaque marker, interwoven with PVA polymer, located in the center position.
SMEC12C	EnCor™ Probe	12G	BioDur™ 108	Coil 	Yes	Applicator with side deployment contains 3 PGA microfiber pads with one radiopaque marker, interwoven with PVA polymer, located in the center position.
SMMA11R	Mammotome™ Probe	11G	Titanium	Ribbon 	Yes	Applicator with side deployment contains 3 PGA microfiber pads with one radiopaque marker, interwoven with PVA polymer, located in the center position.
SMMA11C	Mammotome™ Probe	11G	BioDur™ 108	Coil 	Yes	Applicator with side deployment contains 3 PGA microfiber pads with one radiopaque marker, interwoven with PVA polymer, located in the center position.
SMAT9R	ATEC™ Probe	9G	Titanium	Ribbon 	Yes	Applicator with side deployment contains 3 PGA microfiber pads with one radiopaque marker, interwoven with PVA polymer, located in the center position.
SMAT9C	ATEC™ Probe	9G	BioDur™ 108	Coil 	Yes	Applicator with side deployment contains 3 PGA microfiber pads with one radiopaque marker, interwoven with PVA polymer, located in the center position.
SMAT12R	ATEC™ Probe	12G	Titanium	Ribbon 	Yes	Applicator with side deployment contains 3 PGA microfiber pads with one radiopaque marker, interwoven with PVA polymer, located in the center position.
SMAT12C	ATEC™ Probe	12G	BioDur™ 108	Coil 	Yes	Applicator with side deployment contains 3 PGA microfiber pads with one radiopaque marker, interwoven with PVA polymer, located in the center position.
SMEV9R	Eviva™ Probe	9G	Titanium	Ribbon 	Yes	Applicator with end deployment contains 3 PGA microfiber pads with one radiopaque marker, interwoven with PVA polymer, located in the center position.
SMEV9C	Eviva™ Probe	9G	BioDur™ 108	Coil 	Yes	Applicator with end deployment contains 3 PGA microfiber pads with one radiopaque marker, interwoven with PVA polymer, located in the center position.
SenoMark™ Breast Tissue Markers						
SMEC12GSS	EnCor™ Probe	12G	316L Stainless Steel	Omega 	Yes, 3 weeks	Applicator with side deployment contains 3 PGA microfiber pads with one radiopaque marker located in the center position.
SMTEC10G	EnCor™ Probe	10G	Titanium	O 	Yes, 3 weeks	Applicator with side deployment contains 3 PGA microfiber pads with one radiopaque marker located in the center position.
SMEC10GSS	EnCor™ Probe	10G	316L Stainless Steel	M 	Yes, 3 weeks	Applicator with side deployment contains 3 PGA microfiber pads with one radiopaque marker located in the center position.
SMEC7GSS	EnCor™ Probe	7G	316L Stainless Steel	M 	Yes, 3 weeks	Applicator with side deployment contains 3 PGA microfiber pads with one radiopaque marker located in the center position.
SMTMT11G	Mammotome™ Probe	11G	Titanium	O 	Yes, 3 weeks	Applicator with side deployment contains 3 PGA microfiber pads with one radiopaque marker located in the center position.
SMTSU9G	ATEC™ Probe	9G	Titanium	O 	Yes, 3 weeks	Applicator with side deployment contains 3 PGA microfiber pads with one radiopaque marker located in the center position. Designed to be inserted through the ATEC™ 9g cannula.
SMRSU9GT	ATEC™ Probe	9G	Titanium	X 	Yes, 3 weeks	Applicator with side deployment contains 3 PGA microfiber pads with one radiopaque marker located in the center position. Designed to be inserted through rear of the ATEC™ 9g biopsy probe.
SMRSU12GT	ATEC™ Probe	12G	Titanium	S 	Yes, 3 weeks	Applicator with side deployment contains 3 PGA microfiber pads with one radiopaque marker located in the center position. Designed to be inserted through rear of the ATEC™ 12g biopsy probe.
SMSE9GT	Eviva™ Probe	9G	Titanium	X 	Yes, 3 weeks	Applicator with end deployment contains 3 PGA microfiber pads with one radiopaque marker located in the center position.
SenoMark™ UltraCor™ MRI Breast Tissue Markers						
SMUCMRI14GSS	Independently or through a coaxial	14G	316L Stainless Steel	M 	Yes, 3 weeks	13 cm rigid needle contains 3 PGA microfiber pads with one radiopaque marker located in the center position.
SMUCMRI14GT		14G	Titanium	X 	Yes, 3 weeks	13 cm rigid needle contains 3 PGA microfiber pads with one radiopaque marker located in the center position.

Legend

ENCOR™	Mammotome™	Hologic™	Universal
--------	------------	----------	-----------

* PVA – polyvinyl alcohol; PGA – polyglycolic acid; PLA – polylactic acid; PEG – polyethylene glycol

Please see reverse for instructions for use for indications, contraindications, hazards, warnings, and precautions.

bd.com BD, Tempe, AZ, USA, 1 800 321 4254

BD, the BD logo, Gel Mark UltraCor, Gel Mark Ultra, SenoMark, SenoMark Ultra, SenoMark UltraCor, SenoMark UltraCor MRI, UltraClip, UltraClip Dual Trigger, UltraCor, UltraCor Twirl are trademarks of Becton Dickinson and Company or its affiliates. All other trademarks are the property of their respective owners. ©2022 BD. All rights reserved. BD-31123v2



