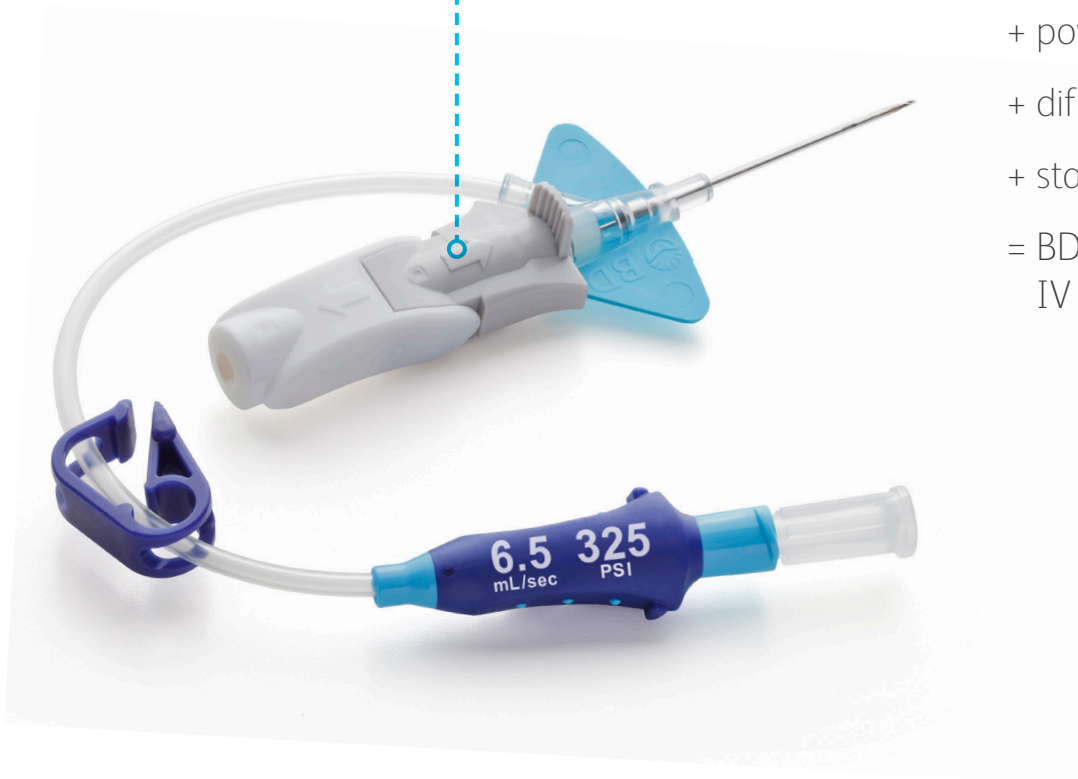


# BD Nexiva™ Diffusics™ Closed IV Catheter System

## BD Nexiva™ Diffusics™ Catheter

- + power injectable extension set
- + diffusion tip technology
- + stabilization platform
- = BD Nexiva™ Diffusics™ Closed IV Catheter System



Consult product insert for complete instructions, warnings and cautions.



# BD Nexiva™ Diffusics™ Closed IV Catheter System



## Secure vent plug

Must remain in place during insertion for:

- Flashback
- Blood containment

Ensure clamp is not engaged

Consult product insert for complete instructions, warnings and cautions.

# BD Nexiva™ Diffusics™ Closed IV Catheter System



## Release seal

Holding as shown, pull back on the white grip ~1/8 inch to loosen the catheter

Consult product insert for complete instructions, warnings and cautions.

# BD Nexiva™ Diffusics™ Closed IV Catheter System





## **Gray to white, everything tight**

Ensure that all parts are pushed tightly together

Consult product insert for complete instructions, warnings and cautions.

# BD Nexiva™ Diffusics™ Closed IV Catheter System

**Keep it sharp**



Consult product insert for complete instructions, warnings and cautions.

# BD Nexiva™ Diffusics™ Closed IV Catheter System

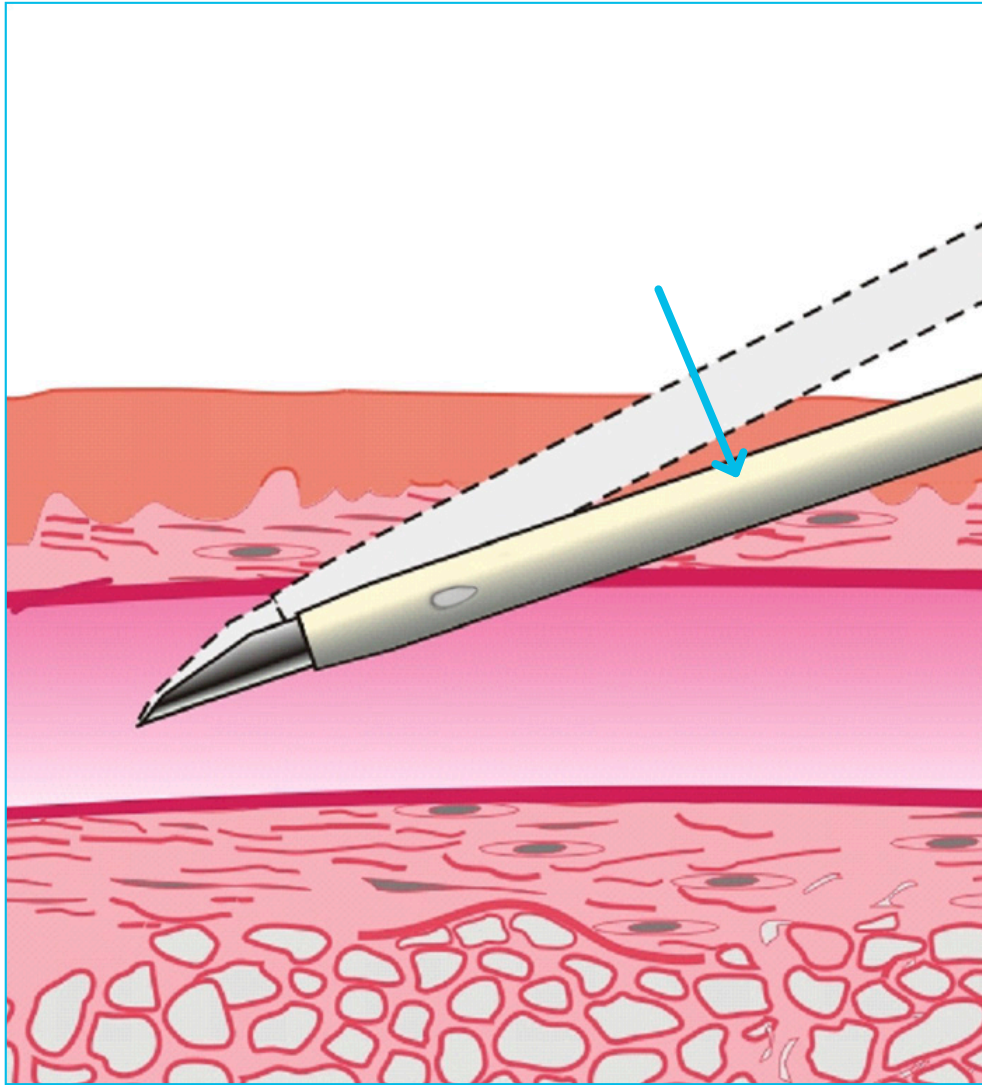


## **BD Instaflash™ Needle Technology**

Immediate blood return is seen along the catheter

Consult product insert for complete instructions, warnings and cautions.

# BD Nexiva™ Diffusics™ Closed IV Catheter System



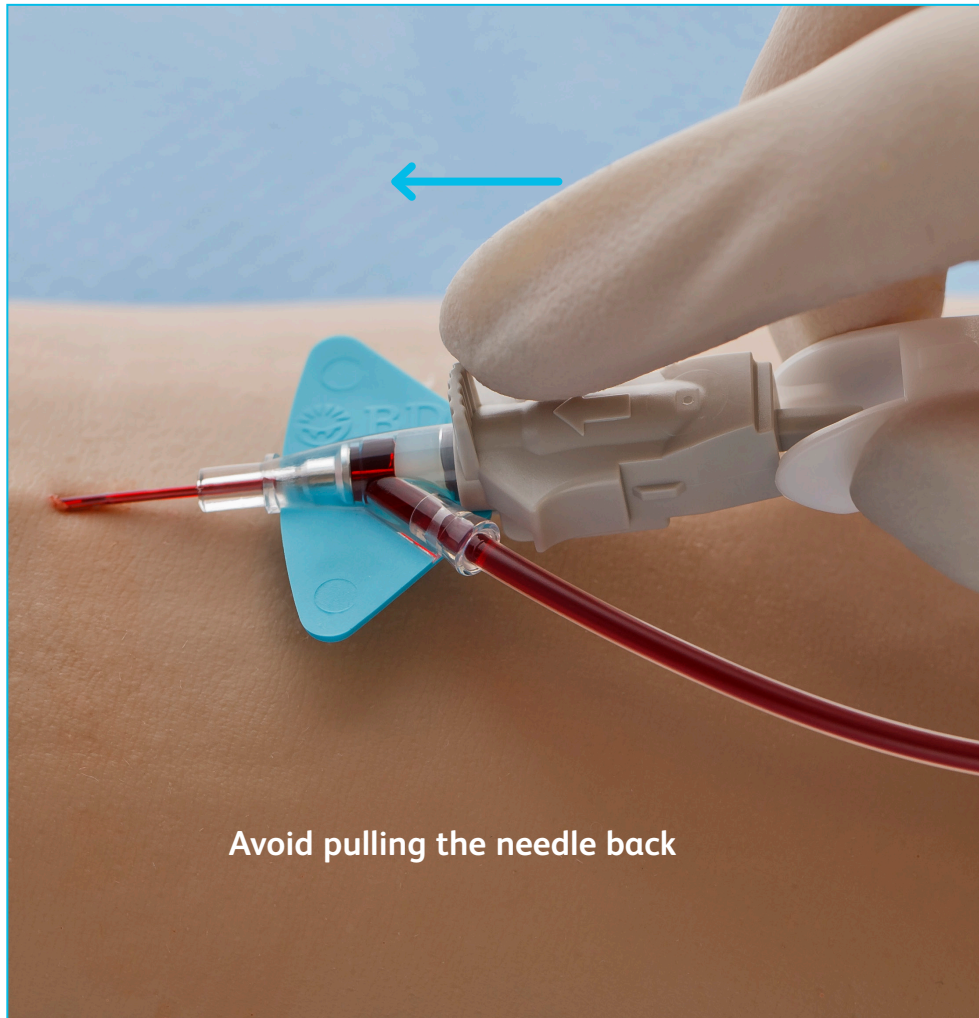
## **Lower and advance**

Lower catheter almost parallel to skin

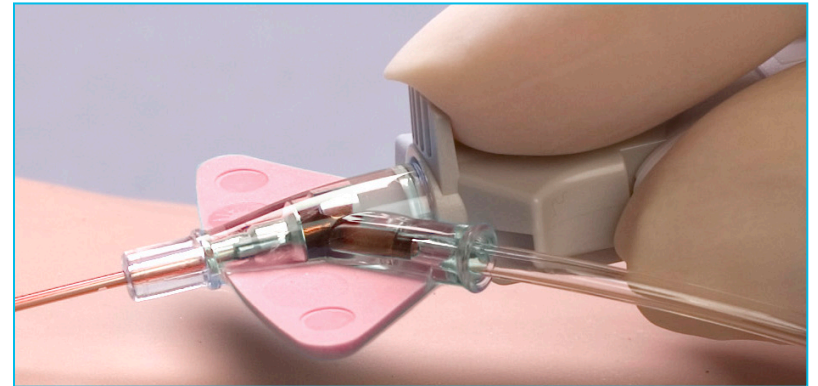
Slightly advance entire unit to ensure catheter tip is within vessel

# BD Nexiva™ Diffusics™ Closed IV Catheter System

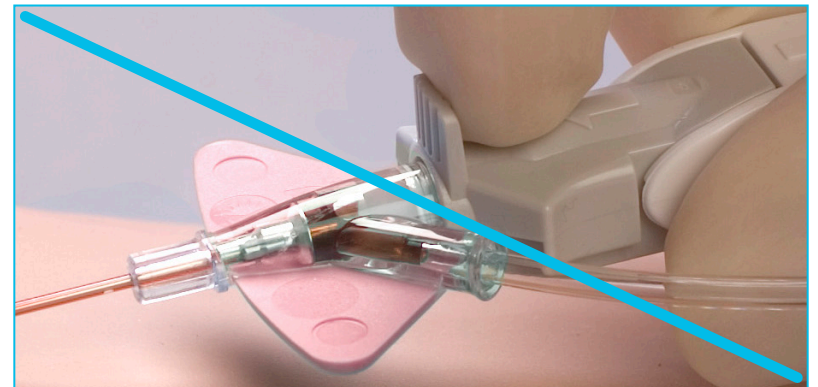
**Advance gray forward first**



Pad to tab



Not fingernail




Consult product insert for complete instructions, warnings and cautions.



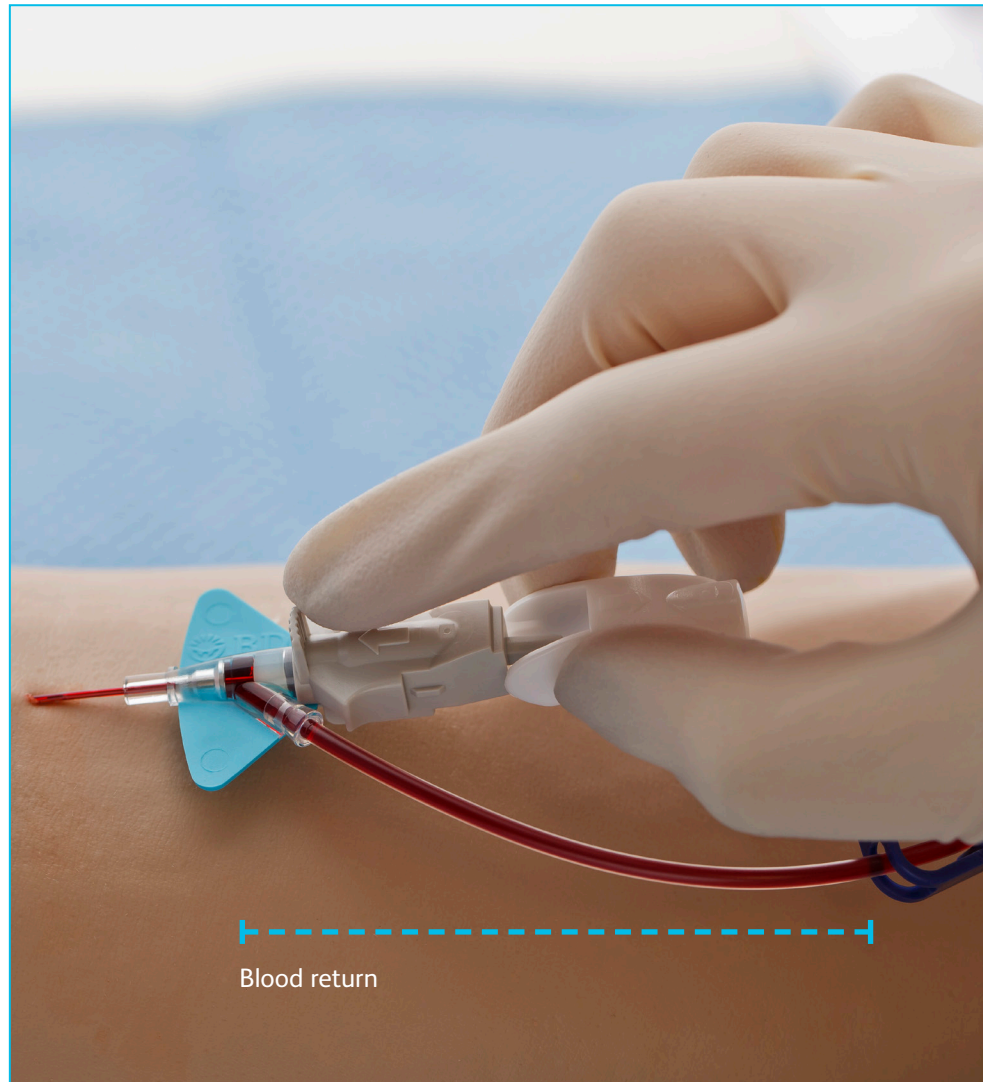
# BD Nexiva™ Diffusics™ Closed IV Catheter System

Advance gray forward first



Consult product insert for complete instructions, warnings and cautions.

# BD Nexiva™ Diffusics™ Closed IV Catheter System



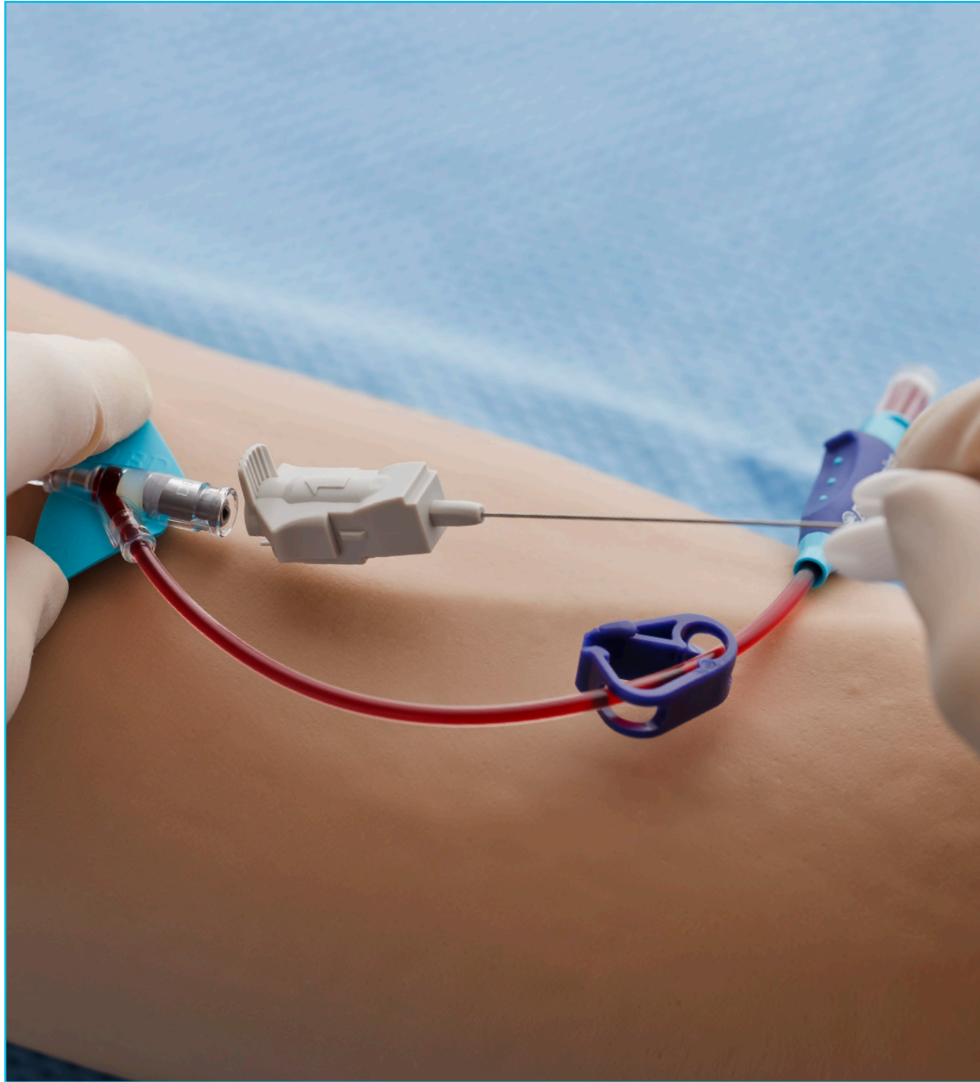
## Secondary flush

Blood return continues up the extension tubing

Continuous flow confirms the catheter tip is within the vessel lumen

Blood flow quickens as needle is withdrawn

# BD Nexiva™ Diffusics™ Closed IV Catheter System



**Release tourniquet**

**Stabilize catheter and remove needle**

**Discard shielded needle into a  
puncture-resistant, leak-proof  
sharps container**

Consult product insert for complete instructions, warnings and cautions.

# BD Nexiva™ Diffusics™ Closed IV Catheter System

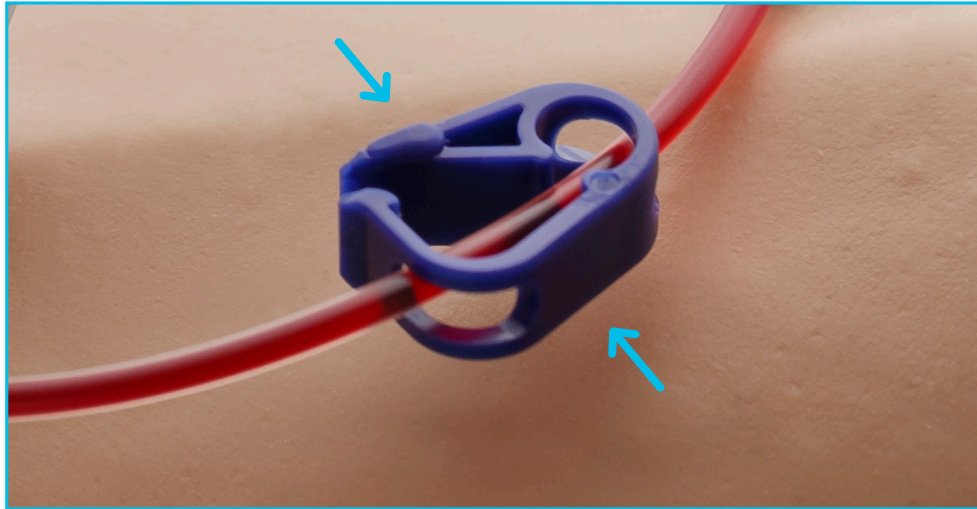


## Stabilize system

Transparent dressing should cover the septum

Consult product insert for complete instructions, warnings and cautions.

# BD Nexiva™ Diffusics™ Closed IV Catheter System



## Clamp and remove vent plug

Clamp extension set

- Prevents blood leakage

Remove vent plug and attach access port or administration tubing

Release the clamp to flush or infuse

Complete securement of extension tubing



Consult product insert for complete instructions, warnings and cautions.

