






BD Specimen Management webinars

BD Specimen Management is committed to providing quality education to sustain the lifelong educational needs of healthcare professionals and improve practice.



BD Specimen Management webinars


BD Specimen Management is committed to providing quality education to sustain the lifelong educational needs of healthcare professionals and improve practice.

Program title	Description	Objectives	Speaker	Recording
<p>Enhancing patient safety: exploring clinical implications for the new CDC/ NHSN metric – hospital onset bacteremia (HOB)</p> <p>(BD-115893)</p>	<p>Hospital Onset Bacteremia & Fungemia (HOB) is a new metric proposed by the CDC for National Healthcare Safety Network (NHSN) volunteer reporting this calendar year. Join Drs. Kalvin Yu and Samantha Bastow as they delve into their recent research papers, elucidating the disparities between HOB and Central Line-associated Bloodstream Infection (CLABSI). They will explore the impact of urine sources on Catheter Associated Urinary Tract Infections (CAUTI) and non-catheter Hospital Onset UTIs contributing to HOB. Additionally, discover the clinical and health economic significance of specimen collection and diagnostic stewardship.</p>	<ul style="list-style-type: none"> • Differentiate the difference between CLABSI and HOB. • Outline the patient safety risks and healthcare system economic implications of HOB. • Understand how CAUTIs and non-catheter UTIs play a role in HOB events, and what clinicians can do to help mitigate related clinical issues as detailed in 3 specific peer reviewed papers. 	 <p>Kalvin Yu, MD, FIDSA</p>  <p>Samantha Bastow, PharmD, MBA</p>	<p>WATCH NOW</p> <p>Expires 3.20.25</p> <p>CE credit</p> <p>NA</p>
<p>Novel tools to detect pre-analytical errors and improve specimen quality: the impact of accurate laboratory results on patient care</p> <p>(BD-122708)</p>	<p>Accurate laboratory results are crucial to effective patient care, yet errors can arise that are impactful, costly, and far too common. Preanalytical errors make up the majority of diagnostic testing, accounting for ~43–75% of all laboratory errors in published studies. Despite this, there are limited tools available to laboratorians to capture and prevent preanalytical error.</p> <p>In this webinar, Dr. Christopher Farnsworth will introduce studies from his own hospital and other institutions in which novel tools for detecting preanalytical error have been implemented. Further, Dr. Farnsworth will assess how these tools have been applied collaboratively with nursing and others within the hospital to improve laboratory results and patient outcomes.</p>	<ul style="list-style-type: none"> • Understand how to seek out preanalytical error data in your facility • Assess the impact of preanalytical error on specimen quality and diagnostic accuracy • Implement a multi-disciplinary approach to improve specimen collection and handling through the preanalytical phase to improve patient outcomes 	 <p>Christopher W. Farnsworth, PhD, DABCC</p>	<p>WATCH NOW</p> <p>Expires 5.31.25</p> <p>CE credit</p> <p>1.0 ACCENT CE</p>





BD Specimen Management webinars

BD Specimen Management is committed to providing quality education to sustain the lifelong educational needs of healthcare professionals and improve practice.

Program title	Description	Objectives	Speaker	Recording
<p>The risks of bloodborne pathogen exposure: what role the clinical laboratory can play in reducing occupational needlesticks and blood exposures</p> <p>(BD-94687)</p>	<p>Healthcare providers and clinical laboratorians are routinely exposed to the dangers of bloodborne pathogens such as hepatitis, HIV, and MRSA by sample collection and needlestick. This occupational exposure by needlestick injury continues to be a significant problem despite the OSHA Bloodborne Pathogens Standard and Needlestick Safety & Prevention Act (NSPA). As the pandemic recedes, it is crucial that laboratorians evaluate the impact that this public health emergency had on the safety of healthcare workers and learn how to better protect the laboratory from the dangers of needlestick injury and mucocutaneous exposures.</p> <p>In this webinar, Dr. Amber Mitchell, a leading expert in occupational safety and surveillance, provides a background on OSHA standards and the NSPA, as well as the work of the International Safety Center. She explains the value of surveillance systems such as the freely available Exposure Prevention Information Network (EPINet) and highlights its latest data showing how the pandemic influenced injury and exposure rates. Dr. Mitchell will also review best practices, especially as it relates to the highest risk activities, and discusses potential solutions for preventing occupational exposures. Healthcare providers and clinical laboratorians at all levels are encouraged to learn more about the common dangers of occupational exposure and ways to protect themselves and their coworkers from bloodborne pathogens.</p>	<ul style="list-style-type: none"> • Discuss how the pandemic has influenced injury and exposure rates. • List the requirements of OSHA's Bloodborne Pathogens Standard and the NSPA. • Provide recent EPINet injury and exposure data. • Summarize strategies for needlestick injury prevention, control, and disposal especially as it relates to highest risk activities. • Recognize the importance of utilizing a surveillance system to capture blood and body fluid exposure data. 	 <p>Amber Mitchell, DrPH, MPH</p>	<p>WATCH NOW</p> <p>Expires 6.30.25</p> <p>CE credit</p> <p>1.0 ACCENT CE</p>

BD Specimen Management webinars




BD Specimen Management is committed to providing quality education to sustain the lifelong educational needs of healthcare professionals and improve practice.

Program title	Description	Objectives	Speaker	Recording
<p>Unlocking accuracy: rapid serum tubes revolutionize high sensitivity troponin T testing</p> <p>(BD-126890)</p>	<p>Hemolysis is the leading source of interference with laboratory testing and can occur due to suboptimal blood collection and/or suboptimal transportation procedures (such as via pneumatic tube systems). The impact can be quite significant, with delays in care delivery caused by hemolyzed samples in the emergency department estimated to cost hospitals on the order of \$4 million/year.</p> <p>In this webinar, Dr. El-Khoury will review the lessons learned from his group's latest published study titled "Rapid serum tubes reduce transport hemolysis and false positive rates for high-sensitivity troponin T (hs-cTnT)". In that study, his group examined the effect of tube type, tube fill, types of sample draw and collection methods on hemolysis and hs-cTnT in samples (n = 158) from patients seen at the Yale-New Haven Hospital's emergency department. They also compared hs-cTnT values in paired RST and plasma separation tube (PST) samples that were hemolysis-free. The group's findings support the use of rapid serum tube to reduce hemolysis rates.</p>	<ul style="list-style-type: none"> Evaluate the clinical utility of the rapid serum tube (RST) and its effect on hemolysis Implement strategies to effectively reduce hemolysis in samples collected and transported to the laboratory Identify outliers affecting high-sensitivity troponin T testing 	 <p>Joe M. El-Khoury, PhD, DABCC, FADLM</p>	<p>WATCH NOW</p> <p>Expires 6.30.25</p> <p>CE credit</p> <p>1.0 ACCENT CE</p>
<p>Specimen collection from patients with difficult venous access</p> <p>(BD-89092)</p>	<p>Oncology patients incur frequent venipunctures as tests are run to monitor disease status and treatment effectiveness through therapy protocols. Obtaining a quality blood specimen from these patients can be difficult and painful. The goal should be to collect a high-quality specimen on the first attempt so that the patient does not need to be redrawn.</p> <p>In this webinar, Dr. Robert Christenson describes a recent study conducted at the Stoler Pavilion, an outpatient area of the Greenebaum Cancer Center at the University of Maryland Medical Center, showing how improved patient experience & sample quality was achieved by introducing a novel blood-collection system. He explains the challenges and current workarounds when obtaining blood specimens from patients with difficult venous access, outlines the study parameters, and highlights its results and conclusions.</p>	<ul style="list-style-type: none"> Identify and explain rationale for patients who are difficult to phlebotomize. Explain how the CLSI GP41 standard contributes to a better sample and list the pros and cons of using 25-gauge needles. Summarize strategies for minimizing discomfort during phlebotomy. Outline a study to examine phlebotomy devices. 	 <p>Robert H. Christenson, PhD, DABCC, FADLM, FACC</p>	<p>WATCH NOW</p> <p>Expires 6.30.25</p> <p>CE credit</p> <p>1.0 ACCENT CE</p>



BD Specimen Management webinars

BD Specimen Management is committed to providing quality education to sustain the lifelong educational needs of healthcare professionals and improve practice.

Program title	Description	Objectives	Speaker	Recording
<p>Pediatric lab puzzles: approaches to challenges from ordering to collections to result interpretation</p> <p>(BD-126195)</p>	<p>Pediatric lab medicine has many unique challenges that impact patient care, including specimen ordering, collection, and result interpretation. In this webinar, Dr. Dickerson will discuss common challenges in pediatric lab medicine, framed by common questions asked to laboratory professionals by care providers and share case examples to illustrate approaches to these challenges. These include 1) difficult collections; 2) pediatric reference interval validation techniques; and 3) optimizing laboratory stewardship for this population.</p>	<ul style="list-style-type: none"> • Identify two approaches to support difficult pediatric collections. • Examine options for verifying reference intervals in a pediatric population. • Discuss strategies for effective pediatric lab stewardship techniques. 	 <p>Jane Dickerson, PhD, DABCC</p>	<p>WATCH NOW</p> <p>Expires 7.31.25</p> <p>CE credit</p> <p>1.0 ACCENT CE</p>
<p>"Ur ine our way": a process improvement strategy for urine culture stewardship</p> <p>(BD-95316)</p>	<p>Laboratory professionals support clinical operations on a daily basis but are often not involved, consulted, or engaged in the performance improvement plans affecting hospital performance measures. This webinar will provide insights into the value of inter-departmental teamwork that includes engaging laboratory teams as part of the multi-disciplinary collaboration to improve processes and patient outcomes. The presentation will focus on Urine Culture and Diagnostic Stewardship and share challenges and strategies for reducing Catheter Associated Urinary Infection (CAUTI) rate by improving the urine culture ordering, and urine collection and handling process through a multi-disciplinary effort.</p>	<ul style="list-style-type: none"> • Define the role of laboratory professionals in the improvement process and action planning. • Identify strategies to engage the multi-departmental stakeholders to promote system's change related to "Urine Culture Stewardship". • Identify targeted outcome and process measures to drive change. 	 <p>Marigene (Gigi) McNicholl, DNP, RN, AGACNP-BC</p>  <p>Cedric Bol, MLS (ASCP)</p>	<p>WATCH NOW</p> <p>Expires 9.30.25</p> <p>CE credit</p> <p>1.0 ACCENT CE</p>

BD Life Sciences, 1 Becton Drive, Franklin Lakes, NJ 07417-1880, U.S.

bd.com

